



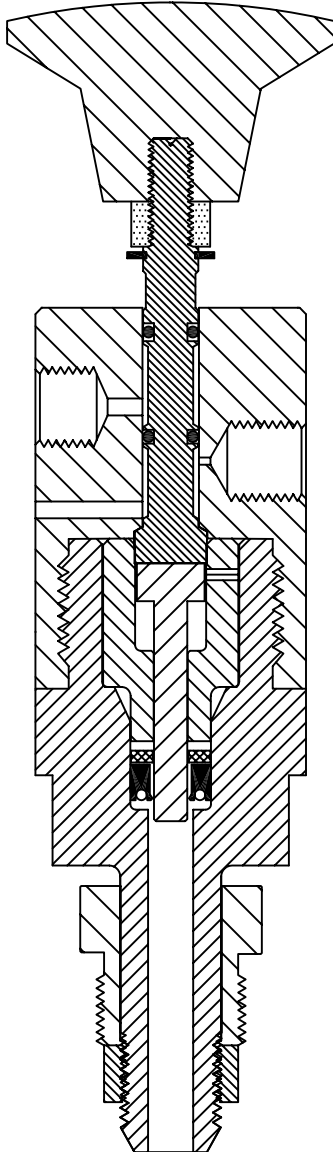
1209 DISTRIBUTORS ROW ■ HARAHAN, LA 70123 U.S.A.
 TELEPHONE: (504)340-0055 ■ FAX: (504)340-0056

GENERAL DESCRIPTION:

The Ruelco model 1S04 Sand Probe relay uses a thin wall steel probe installed directly in a flowline to detect and indicate that excessive erosion or corrosion has occurred. It utilizes a reliable 3-way valve that will bleed off an instrumentation signal and provide visual indication that the probe has lost pressure integrity. This alerts field personnel that inspection of the flowline and possible repair may be required.

FEATURES:

- * 316 stainless steel construction (models to N.A.C.E. MRO175 available).
- * Will operate with flowline pressures as high as 15,000 psi.
- * Viton "O-Rings" are utilized for dependability.
- * "Red Band" on shaft provides positive indication that sand probe relay has operated.
- * Knob provided for manual testing.
- * Probes for 2" to 4" pipe available.



Specifications PSI. (BAR)

Valve Body Max. W.P.	150 (10.3)
Probe Operation Range	100 (6.7) min. 15,000 (1035) max.
Ambient Temperature Range	-20° To 250° F -29° To 122° C
Cv Factor	.34

MODEL 1S04
 Sand Probe Relay
 (SHOWN WITHOUT PROBE)

SAND PROBE RELAY

MODEL 1S04

PARTS LIST FOR SAND PROBE RELAY

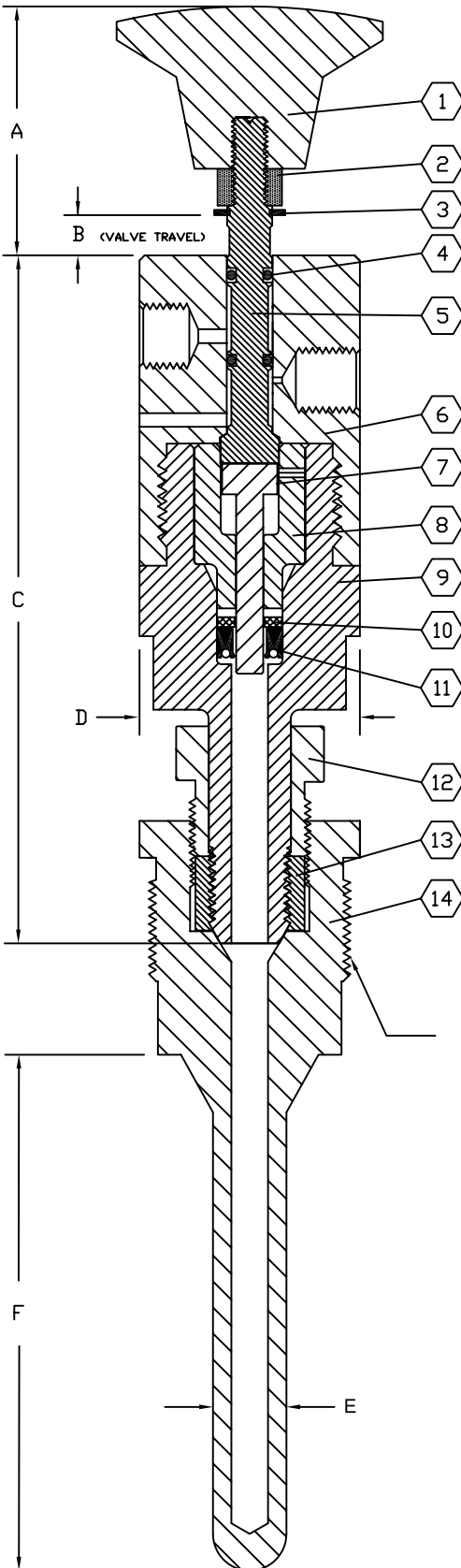
ITEM	QTY.	DESCRIPTION	MATERIAL	PART NO.
1	1	Knob	Phenolic	Z0-200-001
2	1	Lock Nut	AISI 316 St. Stl.	T6-08K-0F3
3	1	Snap Ring	5 - 17 St. Stl.	S5-8H00031
4	2	Shaft O-Ring	Viton	V0-008-75T
5	1	Shaft	AISI 316 St. Stl.	1S-012-000
6	1	Valve Body	AISI 316 St. Stl.	1S-011-000
7	1	Piston	AISI 17-4 St. Stl.	42-020-000
8	1	Sleeve	AISI 17-4 St. Stl.	42-021-0A0
9	1	H.P. Base	AISI 17-4 St. Stl.	1S-013-000
10	1	Backup Ring	Teflon	42-010-0B0
11	1	Piston Seal	Viton	VP-201-75H
12	1	Gland Nut	AISI	42-022-000
13	1	Collar	AISI	42-023-000
14	1	20k Sand Probe	See Chart	1S-010-XXX*
15	-	Repair Kit	Items 3, 4, 10 & 11	1S-014-000

* USE LAST THREE (3) DIGITS OF SAND PROBE ORDER CODE SHOWN BELOW.

DIMENSIONS IN (mm)

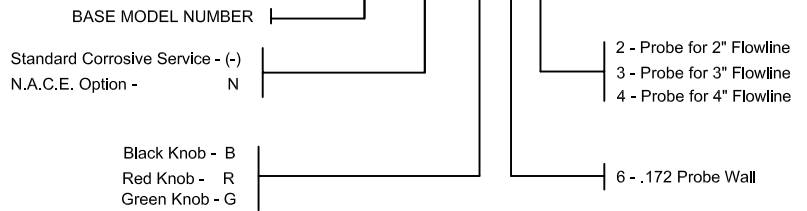
A	1.69 (43)
B	.28 (7.1)
C	4.68 (118.8)
D	1.50 (38.1)

Probe Wall	.172 Wall (4.37)		
E	.50 (12.7)		
Pipe Size	2 Inch	3 Inch	4 Inch
F	3.16 (80.2)	3.72 (94.5)	4.22 (107.2)



1" M.P. CONNECTION

Ordering Code: 1S04 X 5 X X X N



WHILE THIS INFORMATION IS PRESENTED IN GOOD FAITH AND BELIEVED TO BE ACCURATE, RUELCO, INC. DOES NOT GUARANTEE SATISFACTORY RESULT FROM RELIANCE ON SUCH INFORMATION. NOTHING CONTAINED HEREIN IS TO BE CONSTRUED AS A WARRANTY OR GUARANTEE, EXPRESSED OR IMPLIED, REGARDING THE PERFORMANCE, MERCHANTABILITY, AND FITNESS WITH RESPECT TO THE PRODUCTS. RUELCO, INC RESERVES THE RIGHT, WITHOUT NOTICE, TO ALTER OR IMPROVE THE DESIGNS OR SPECIFICATIONS OF THE PRODUCTS DESCRIBED HEREIN.